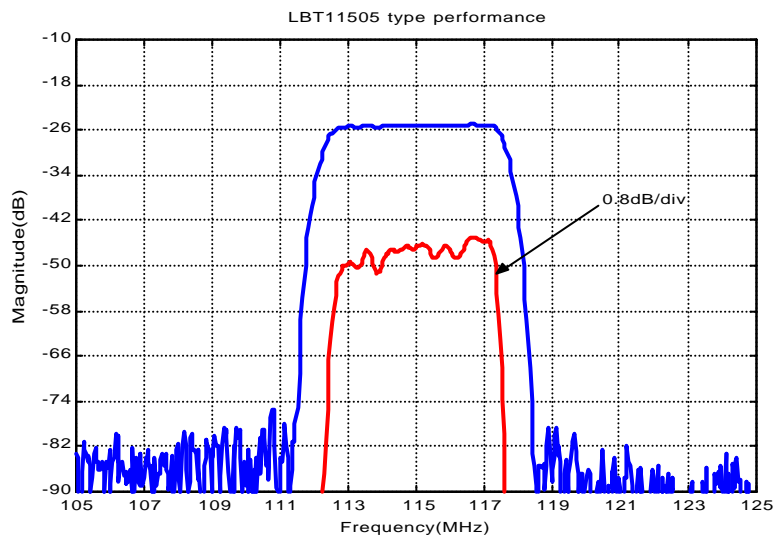


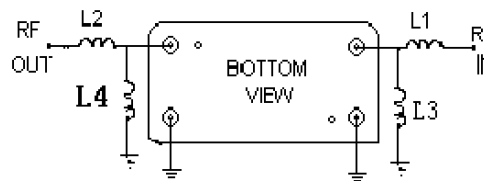
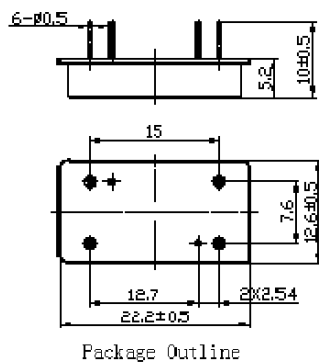


LBT11505 SAW Filter Electrical Characteristic

Parameter	Unit	Minimum	Typical	Maximum
Center Frequency	MHz	114.95	115.05	115.15
Insertion Loss	dB		24.5	26
1 dB Bandwidth	MHz	4.5	4.8	
3 dB Bandwidth	MHz	5	5.1	
40dB Bandwidth	MHz		6.7	7
Passband variation	dB		0.5	0.8
Phase Linearity	degrees		-	-
Group Delay Variation	nsec		-	-
Absolute Delay	usec		-	-
Ultimate Rejection	dB	50	55	
Substrate Material		112LT		
Ambient Temperature	° C	25		
Package Size		DIP2212(22.2x12.6x5.2mm ³)		



LBT11505 SAW Filter Typical Performance



L1=56 nH L2=56 nH
L3=68 nH L4=68 nH

Source/Load Impedance=50ohm

Matching Configurarte

Package